
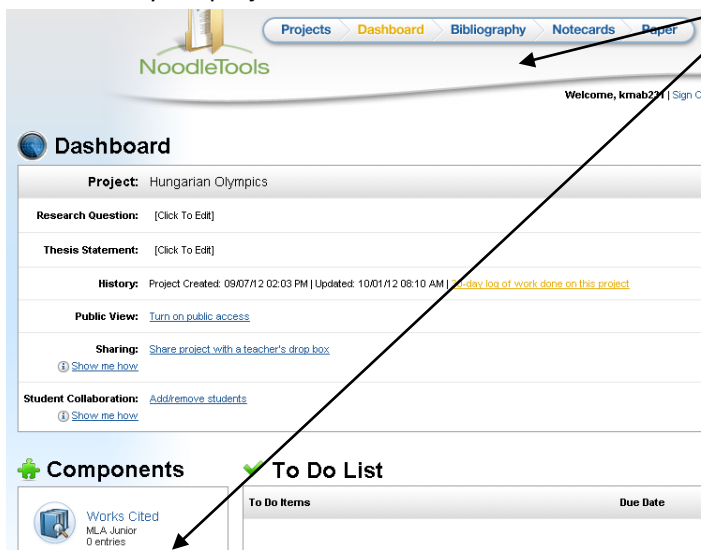
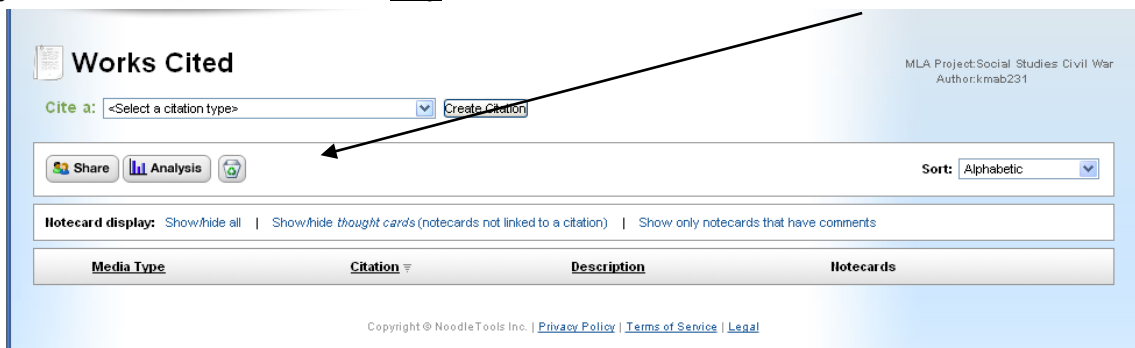


# Using NoodleTools.com

1. **Login** (Your login [Personal ID] and password should be the same as you use to login on the computers at school). If you don't have a login you must create one from a school computer.
2. Click **Create a New Project** 
3. Click **MLA** button and **Junior** (unless your teacher tells you that you can use something else) and give your project a **title** (example: Social Studies Civil War PowerPoint) then click **Create Project** at the bottom
4. This is what your project screen will look like. Click on the **Works Cited or Bibliography** link to start.



5. On the next screen, pick the type of source you have used from the drop down menu. Then click **Create Citation**. *Be careful here, a source may be online on a database or website but not ONLINE ONLY. If it is originally from a print source, but you find it on a database, you should choose the original print source. If it is from a website/database that is only available online, then choose Web Site or Database.*




6. You may be asked at this point if you are sure you made the right choice on the last screen. Take a look at their selections and when you are confident you're correct click **Continue**.

7. Next you will see this screen. Choose Print/WebSite/Database/Digital File/Microform based on where you found the article, then fill in each field.

1. **\*\*Notice that you can add contributors (author, etc.) if there is more than one.**

8. Fill in your annotation if required by your teacher (SPELL CHECK TOO).
9. Check for errors. Check your spelling. If there are any yield symbols you probably have something wrong; hover over the yield and make suggested changes! Then click **Submit**.

10. Your source is now on your project's Works Cited list.
11. Repeat steps 5-9 for each source you have used for your assignment. **DO NOT CREATE A NEW PROJECT FOR EACH CITATION!**

12. When you have entered all of your sources click  and choose how you want to print/save. I usually use Microsoft Word to open the file and copy and paste it to the very last page of my assignment.

*This probably seems like a lot of steps and work for one page of your paper, but remember it is a very important page! The Works Cited/Bibliography page helps in avoiding plagiarism.*